

REGISTERED NUMBER: 06515287 (England and Wales)

**REPORT OF THE DIRECTORS AND  
FINANCIAL STATEMENTS  
FOR THE YEAR ENDED 31 DECEMBER 2015  
FOR  
ANDIAMO EXPLORATION LIMITED**

Crowe Clark Whitehill LLP  
St Bridges House  
10 Salisbury Square  
London  
EC4Y 8EH

MONDAY



\*L5KQRSMO\*  
LD4 28/11/2016 #79  
COMPANIES HOUSE

**ANDIAMO EXPLORATION LIMITED**

**CONTENTS OF THE FINANCIAL STATEMENTS  
FOR THE YEAR ENDED 31 DECEMBER 2015**

|   | <b>Page</b> |
|---|-------------|
| <b>Company Information</b>  | 1           |
| <b>Chairman's Report</b>  | 2           |
| <b>Strategic Report</b>   | 4           |
| <b>Report of the Directors</b>  | 7           |
| <b>Report of the Independent Auditors</b>                             | 9           |
| <b>Statement of Profit or Loss</b>                                    | 11          |
| <b>Statement of Profit or Loss and Other Comprehensive<br/>Income</b> | 12          |
| <b>Statement of Financial Position</b>                                | 13          |
| <b>Statement of Changes in Equity</b>                                 | 14          |
| <b>Statement of Cash Flows</b>  | 15          |
| <b>Notes to the Statement of Cash Flows</b>                           | 16          |
| <b>Notes to the Financial Statements</b>                              | 17          |
| <b>Income Statement Summaries</b>                                     | 28          |

**ANDIAMO EXPLORATION LIMITED**

**COMPANY INFORMATION  
FOR THE YEAR ENDED 31 DECEMBER 2015**

**DIRECTORS:**

Mr A D N Balme  
Dr S Berhe  
Mr W J Fisher  
Mr M E Parker  
Dr C T P Williams

**SECRETARY:**

Cripps Secretaries Limited

**REGISTERED OFFICE:**

Wax Chandlers Hall  
6, Gresham Street  
London  
EC2V 7AD

**REGISTERED NUMBER:**

06515287 (England and Wales)

**AUDITORS:**

Crowe Clark Whitehill LLP  
St Bridges House  
10 Salisbury Square  
London  
EC4Y 8EH

**LEGAL ADVISORS:**

Cripps Hames Hall LLP  
Wallside House  
12 Mount Ephram Road  
Tunbridge Wells TN1 1EG

## ANDIAMO EXPLORATION LIMITED

### CHAIRMAN'S REPORT FOR THE YEAR ENDED 31 DECEMBER 2015

Dear shareholder,

I am pleased to bring you up to date on the progress achieved and activities undertaken by the Company since the start of 2015.

We completed two phases of core drilling (June/July and October to December) to investigate the volcanogenic massive sulphide (VMS) mineralisation we had discovered on the flanks of Mount Hobo. This work was done with funding from our joint venture with Environminerals East Africa (EEA).

The drilling operations were very challenging: we had to construct almost 10km of access road through mountainous terrain and all water for the drilling had to be hauled 30km by tanker, then pumped 300m up to the drill sites. In all, we drilled nineteen holes for a total of 2,969 metres.

The drilling intersected VMS up to 32m thick, including:

- 0.71% copper over 31.5 metres, including 27m at 0.81% Cu, in borehole HBDD06
- 0.8% Cu over 21.9m in HBDD15
- 1.1% Cu over 14.6m in HBDD18
- 0.8% Cu over 16.1m in HBDD19
- 0.64% Cu over 9m in HBDD07

Significant gold results included:

- 2.18 g/t Au over 4.1m in HBDD04
- 0.46 g/t Au over 6m in HBDD07
- 0.37 g/t Au over 6.7m and 0.39 g/t Au over 3.6m in HBDD06

There were also some encouraging zinc and silver values.

While our drilling was underway, the operators of Bisha Mine announced a significant new discovery at Asheli, just 20km to the north. Bisha has since extended its exploration into the area immediately adjacent to Andiamo's licence.

In May, Andiamo took delivery of a formal JORC compliant Mineral Resource report on the Yacob Dewar gold deposit. The oxide gold deposit holds a JORC Indicated Resource of 80,000 ounces of gold at 2.8g/t, with a further 4.500oz of inferred resources. Metallurgical tests have indicated that the gold can be efficiently extracted by cyanide leaching with better than 90% recovery. The project's advantages (shallow depth, low strip ration, relatively high grade, simple metallurgy) mean that it is likely to be very profitable despite its modest size. Future upside is offered by known (though as yet un-drilled) satellite gold deposits within the licence area.

Andiamo is now in discussion with potential partners to develop the Yacob Dewar deposit.

In July 2016, the Eritrean government granted Andiamo an extension of 91km<sup>2</sup> to its Haykota licence, covering ground containing known VMS targets. The area was previously part of a licence held by a now-defunct Libya-Eritrea joint venture company, which ceased exploration following political changes in Libya. Andiamo now plans a review of existing data followed by exploration for VMS, copper-gold and shear-hosted gold mineralization, especially over known mineralized zones in the Mio area.

In August 2016, EEA offered to exchange its joint venture interest for equity in Andiamo. EEA had earned a 50% interest in the northernmost third of the Haykota licence area by expending more than \$2 million on exploration. The two companies agreed to exchange this interest for a 25% shareholding in Andiamo and the Sale and Purchase Agreement was signed on 30 September 2016. The transaction implicitly values Andiamo's shares at about 17 US cents per share. EEA will nominate a director to Andiamo's board and EEA's principal shareholder has expressed interest in investing further.

Gold prices are looking stronger at last and the industry is cautiously gearing itself for growth after four years of pain. Andiamo succeeded in sustaining its activities through the challenges of the last few years and we can, perhaps, now look forward to better times.

**ANDIAMO EXPLORATION LIMITED**

**CHAIRMAN'S REPORT  
FOR THE YEAR ENDED 31 DECEMBER 2015**

On behalf of the Board, I would like our employees for their hard work, dedication and many contributions to this past year's accomplishments and to thank our shareholders for their continued support.

**Mark Parker**  
**Chairman**

## **ANDIAMO EXPLORATION LIMITED**

### **STRATEGIC REPORT FOR THE YEAR ENDED 31 DECEMBER 2015**

#### **BUSINESS REVIEW**

A review of the business is provided in the Chairman's statement.

#### **PRINCIPAL RISKS AND UNCERTAINTIES**

In common with other companies operating in natural resources exploration, the Company's activities are speculative and involve a high degree of risk.

The Company's exploration work involves participation in geological work programmes. Interpretations of the results of these programmes are dependent on judgements and assessments that are speculative and these interpretations are applied in designing further work programmes to which the Company can commit significant resources.

Work programmes often involve drilling and other geological work that present significant engineering challenges that are subject to unexpected operational problems. Furthermore, activities generally take place in remote locations that can be subject to regulatory and social uncertainties, unexpected climate events, and possible acts of terrorism, criminal threats and potential environmental risks.

#### **FINANCIAL RISK MANAGEMENT**

The Company's operations expose it to financial risks that include credit risk, liquidity risk, and market risks. The Company does not have any debt and is not therefore required to use derivative financial instruments to manage interest rate costs nor is hedge accounting applied.

##### **1. Liquidity Risk**

Liquidity risk is the risk that the Company will not be able to meet its financial obligations as they fall due. In keeping with similar sized exploration companies, the Company's continued future operations depend on the ability to raise sufficient working capital through the issue of equity share capital. The Directors are confident that adequate funding will be forthcoming with which to finance operations. Controls over expenditure are carefully managed.

##### **2. Market risks**

Market risk is the risk that changes in market prices, such as foreign exchange rates, interest rates and equity prices will affect the Company's income or the value of its holdings of financial instruments. The objective of market risk management is to manage and control market risk exposures within acceptable parameters, while optimising return on risk.

###### **(i) Pricing and risks**

The directors consider there to be minimal price risk to the business.

###### **(ii) Interest rate cash flow risk**

The Company does not have interest-bearing liabilities. Interest bearing assets are only cash balances that earn interest at a floating rate.

###### **(iii) Foreign exchange risk**

The Company principally operate in US Dollars. Amounts transferred to Eritrea to fund activities in country, and amounts payable in the local currency, the Eritrean Nakfa ('ERN') can only be converted at the official rate of exchange of ERN15:\$1. The directors therefore believe that there would be no benefit gained from hedging these currency exposures contracts in the market. This situation is monitored on a regular basis.

##### **3. Capital Risk Management**

The Company manages its capital to ensure that it will be able to continue as a going concern, while maximising the return to Shareholders through the optimisation of debt and equity balances. The Company manages its capital structure and makes adjustments to it, in the light of changes in economic conditions. To maintain or adjust its capital structure, the Company may from time to time issue new shares or raise debt. The capital structure of the Company consists of equity attributable to its shareholders, comprising issued capital, reserves and retained losses as disclosed in the Statement of Changes in Equity.

## **ANDIAMO EXPLORATION LIMITED**

### **STRATEGIC REPORT FOR THE YEAR ENDED 31 DECEMBER 2015**

#### **4. Credit Risk**

Credit risk is the risk of financial loss to the Company if a customer or counterparty to a financial instrument fails to meet its contractual obligations, and arises principally from the Company's receivables from customers and investment securities.

The Company's financial assets comprise receivables and cash and cash equivalents. The credit risk on cash and cash equivalents is limited because the counterparties are banks with high credit ratings assigned by international credit rating agencies. The exposure of the Company to credit risk arises from default of its counterparty, with maximum exposure equal to the carrying amount of cash and cash equivalents in the Statement of Financial Position. The Company does not have any significant credit risk exposure to any single counterparty or any group of counterparties having similar characteristics. The Company defines counterparties as having similar characteristics if they are connected entities.

The Company does not hold any collateral as security.

#### **CORPORATE GOVERNANCE**

##### **Corporate Policies**

Andiamo takes its health, safety, environmental and community responsibilities seriously, and has developed policies and systems to ensure that it explores in a safe, low impact and consultative manner, maximising the sustainability of its present and future operations for the benefit of all stakeholders.

##### **Health and Safety**

Andiamo takes the health and safety of its employees and contractors seriously, and strives to exceed statutory obligations and achieve best practice. To this end, a safety management system has been implemented for its exploration operations.

##### **Environment**

Andiamo operates in strict adherence to local and governmental standards with regard to environmental impact on the local community. This procedure includes pre-exploration checks and post-exploration remediation programs. Currently, no unfulfilled commitments exist to remediate land upon which the Company has conducted exploration work.

##### **Community**

The Company is committed to working consultatively and co-operatively within the communities in which it operates, which includes local subsistence farmers and pastoralists and firmly believes that future mining operations should be to the benefit of all.

To this end, the Company's personnel have forged close ties with landholders and maintain a constructive dialogue with the Ministry of Energy and Mines and local community representatives, ensuring local communities gain employment during the exploration campaigns in the Company's licence area.

Andiamo Exploration is constantly looking for practical ways to increase the local content of its projects. In addition, the Company aims constantly to train and improve the skills of its employees to ensure a sustainable future work force for the Yacob Dewar gold and copper project while creating a newly skilled generation of Eritreans to fuel the country's growing economy.

##### **Corporate Governance Code**

Although not required to comply with the requirements of the UK Corporate Governance Code ('the Code'), the Directors take note of its provisions and of the QCA Corporate Governance Guidelines for Smaller Quoted Companies and follow best practice therein to the extent that they believe it is appropriate in light of the size, stage of development and resources of the Company. At present, due to the size of the Company, audit and risk management issues will be addressed by the Board. As the Company grows, the Board will consider establishing an audit and risk management committee and will consider developing further policies and procedures which reflect the principles of good governance.

The Board of directors comprises two full-time executive directors and three part-time non-executive directors who qualify as independent non-executive directors as defined by the Code. The directors are of the opinion that the recommendations of the Code have been implemented to an appropriate level.

**ANDIAMO EXPLORATION LIMITED**

**STRATEGIC REPORT  
FOR THE YEAR ENDED 31 DECEMBER 2015**

The Board meets as often as is necessary and practicable. The Board is responsible for formulating, reviewing and approving the Company's strategy, financial activities and operating performance. Day-to-day management is devolved to the country manager who is charged with consulting with the board on all significant financial and operational matters. Consequently, decisions are made promptly and following consultation among directors concerned where necessary and appropriate.

All necessary information is supplied to the directors on a timely basis to enable them to discharge their duties effectively, and all directors have access to independent professional advice, at the Company's expense, as and when required.

**KEY PERFORMANCE INDICATORS**

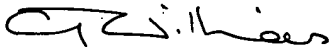
The key indicator of performance for the Company is its success in identifying, acquiring, developing and divesting investments in projects so as to create shareholder value.

Control of bank and cash balances is a priority for the Company and these are budgeted and monitored with the intention to maintain adequate liquid resources to meet financial commitments as they arise.

At this stage in its development, quantitative key performance indicators are not an effective way to measure the Company's performance.

However, a qualitative summary of performance in the period is set out in the Chairman's Statement.

Signed on behalf of the Board of Directors



**Dr CTP Williams**  
Director

Date: ..... 23 NOVEMBER 2016



## **ANDIAMO EXPLORATION LIMITED**

### **REPORT OF THE DIRECTORS FOR THE YEAR ENDED 31 DECEMBER 2015**

The directors present their report with the financial statements of the company for the year ended 31 December 2015.

The financial statements have been prepared assuming the Company will continue as a going concern. Under the going concern assumption, an entity is ordinarily viewed as continuing in business for the foreseeable future with neither the necessity of liquidation, nor ceasing trading or seeking protection from creditors pursuant to laws and regulations. In assessing whether the going concern assumption is appropriate, management takes into account all available information for the foreseeable future, in particular for 12 months from the date of approval of the financial statements.

The directors have prepared cash flow projections for the next 12 months from the date of signing these financial statements. On the basis of the cash flow projections, the directors are of the opinion that the Company will require additional financial resources in the 12 months from the date of signing these financial statements to enable the Company to undertake an optimal programme of exploration activity in that period and to meet its commitments. As at the date of these financial statements the directors are in the process of undertaking fundraising activity through the issue of further share capital, which they expect to complete during 2016. After having made appropriate enquiries, the directors have a reasonable expectation that the fundraising will be successfully completed and that the Company will have adequate resources to fund operations for the foreseeable future. Based on the above, and having considered any mitigating actions that the Company is able to take to manage the future cash flows of the Company in the event of an unsuccessful fund raising, the directors continue to adopt the going concern basis in preparing these financial statements. The financial statements do not include the adjustments that would result if the Company was unable to continue as a going concern.

#### **PRINCIPAL ACTIVITY**

The principal activity of the company in the year under review was that of gold and other metallic mining concessions in the state of Eritrea.

#### **EVENTS SINCE THE END OF THE YEAR**

Information relating to events since the end of the year is given in the notes to the financial statements.

#### **DIRECTORS**

The directors shown below have held office during the whole of the period from 1 January 2015 to the date of this report.

Mr A D N Balme  
Dr S Berhe  
Mr W J Fisher  
Mr M E Parker  
Dr C T P Williams

#### **STATEMENT OF DIRECTORS' RESPONSIBILITIES**

The directors are responsible for preparing the Annual Report and the financial statements in accordance with applicable law and regulations.

Company law requires the directors to prepare financial statements for each financial year. Under that law the directors have elected to prepare the financial statements in accordance with International Financial Reporting Standards as adopted by the European Union. Under company law the directors must not approve the financial statements unless they are satisfied that they give a true and fair view of the state of affairs of the company and of the profit or loss of the company for that period. In preparing these financial statements, the directors are required to:

- select suitable accounting policies and then apply them consistently;
- make judgements and accounting estimates that are reasonable and prudent;
- prepare the financial statements on the going concern basis unless it is inappropriate to presume that the company will continue in business.

The directors are responsible for keeping adequate accounting records that are sufficient to show and explain the company's transactions and disclose with reasonable accuracy at any time the financial position of the company and enable them to ensure that the financial statements comply with the Companies Act 2006. They are also responsible for safeguarding the assets of the company and hence for taking reasonable steps for the prevention and detection of fraud and other irregularities.

**ANDIAMO EXPLORATION LIMITED**

**REPORT OF THE DIRECTORS  
FOR THE YEAR ENDED 31 DECEMBER 2015**

**STATEMENT AS TO DISCLOSURE OF INFORMATION TO AUDITORS**

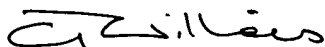
So far as the directors are aware, there is no relevant audit information (as defined by Section 418 of the Companies Act 2006) of which the company's auditors are unaware, and each director has taken all the steps that he or she ought to have taken as a director in order to make himself or herself aware of any relevant audit information and to establish that the company's auditors are aware of that information.

**AUDITORS**

The auditors, Crowe Clark Whitehill LLP, will be proposed for re-appointment at the forthcoming Annual General Meeting.

This report has been prepared in accordance with the provisions of Part 15 of the Companies Act 2006 relating to small companies.

**ON BEHALF OF THE BOARD:**



.....  
Dr C T P Williams - Director

Date: 23 November 2016

## **REPORT OF THE INDEPENDENT AUDITORS TO THE MEMBERS OF ANDIAMO EXPLORATION LIMITED**

We have audited the financial statements of Andiamo Exploration Limited for the year ended 31 December 2015 on pages eleven to twenty seven. The financial reporting framework that has been applied in their preparation is applicable law and International Financial Reporting Standards (IFRSs) as adopted by the European Union.

This report is made solely to the company's members, as a body, in accordance with Chapter 3 of Part 16 of the Companies Act 2006. Our audit work has been undertaken so that we might state to the company's members those matters we are required to state to them in a Report of the Auditors and for no other purpose. To the fullest extent permitted by law, we do not accept or assume responsibility to anyone other than the company and the company's members as a body, for our audit work, for this report, or for the opinions we have formed.

### **Respective responsibilities of directors and auditors**

As explained more fully in the Statement of Directors' Responsibilities set out on page seven, the directors are responsible for the preparation of the financial statements and for being satisfied that they give a true and fair view. Our responsibility is to audit and express an opinion on the financial statements in accordance with applicable law and International Standards on Auditing (UK and Ireland). Those standards require us to comply with the Auditing Practices Board's Ethical Standards for Auditors.

### **Scope of the audit of the financial statements**

An audit involves obtaining evidence about the amounts and disclosures in the financial statements sufficient to give reasonable assurance that the financial statements are free from material misstatement, whether caused by fraud or error. This includes an assessment of: whether the accounting policies are appropriate to the company's circumstances and have been consistently applied and adequately disclosed; the reasonableness of significant accounting estimates made by the directors; and the overall presentation of the financial statements. In addition, we read all the financial and non-financial information in the Chairman's Report, the Strategic Report and the Report of the Directors to identify material inconsistencies with the audited financial statements and to identify any information that is apparently materially incorrect based on, or materially inconsistent with, the knowledge acquired by us in the course of performing the audit. If we become aware of any apparent material misstatements or inconsistencies we consider the implications for our report.

### **Opinion on financial statements**

In our opinion the financial statements:

- give a true and fair view of the state of the company's affairs as at 31 December 2015 and of its loss for the year then ended;
- have been properly prepared in accordance with IFRSs as adopted by the European Union; and
- have been prepared in accordance with the requirements of the Companies Act 2006.

### **Emphasis of Matter - Going Concern**

In forming our opinion, which is not modified, we have considered the adequacy of the disclosure made in Note 2 regarding the Company's ability to continue as a going concern. The Company is in the process of fundraising through the issue of share capital in order to finance the company's operations and to continue for at least the next 12 months. However, at the date of the approval of these financial statements this fundraising has not been completed. These conditions indicate the existence of a material uncertainty which may cast significant doubt about the Company's ability to continue as a going concern. The financial statements do not include the adjustments that would result if the Company were not to continue as a going concern.

### **Opinion on other matter prescribed by the Companies Act 2006**


In our opinion the information given in the Report of the Directors for the financial year for which the financial statements are prepared is consistent with the financial statements.

**REPORT OF THE INDEPENDENT AUDITORS TO THE MEMBERS OF  
ANDIAMO EXPLORATION LIMITED**

**Matters on which we are required to report by exception**

We have nothing to report in respect of the following matters where the Companies Act 2006 requires us to report to you if, in our opinion:

- adequate accounting records have not been kept, or returns adequate for our audit have not been received from branches not visited by us; or
- the financial statements are not in agreement with the accounting records and returns; or
- certain disclosures of directors' remuneration specified by law are not made; or
- we have not received all the information and explanations we require for our audit; or
- the directors were not entitled to take advantage of the small companies' exemption from the requirement to prepare a Strategic Report or in preparing the Report of the Directors.



Stephen Bullock (Senior Statutory Auditor)  
for and on behalf of Crowe Clark Whitehill LLP  
St Bridges House  
10 Salisbury Square  
London  
EC4Y 8EH

Date: 23 November 2016

**ANDIAMO EXPLORATION LIMITED****STATEMENT OF PROFIT OR LOSS  
FOR THE YEAR ENDED 31 DECEMBER 2015**

|   | Notes | 31.12.15<br>\$          | 31.12.14<br>\$          |
|---|-------|-------------------------|-------------------------|
| <b>CONTINUING OPERATIONS</b>                        |       |                         |                         |
| Revenue   |       | -                       | -                       |
| Administrative expenses                             |       | <u>(200,426)</u>        | <u>(119,496)</u>        |
| <b>OPERATING LOSS</b>                               |       | <u>(200,426)</u>        | <u>(119,496)</u>        |
| <b>LOSS BEFORE INCOME TAX</b>                       | 4     | <u>(200,426)</u>        | <u>(119,496)</u>        |
| Income tax  | 5     | -                       | -                       |
| <b>LOSS FOR THE YEAR</b>                            |       | <u><u>(200,426)</u></u> | <u><u>(119,496)</u></u> |
| Earnings per share expressed<br>in pence per share: |       |                         |                         |
| Basic   | 6     | -0.51                   | -0.32                   |
| Diluted   |       | <u><u>-0.51</u></u>     | <u><u>-0.32</u></u>     |

The notes form part of these financial statements

**ANDIAMO EXPLORATION LIMITED**

**STATEMENT OF PROFIT OR LOSS AND OTHER COMPREHENSIVE INCOME  
FOR THE YEAR ENDED 31 DECEMBER 2015**

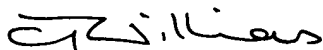
|  | 31.12.15                | 31.12.14                |
|--|-------------------------|-------------------------|
|  | \$                      | \$                      |
| <b>LOSS FOR THE YEAR</b>                         | <b>(200,426)</b>        | <b>(119,496)</b>        |
| <b>OTHER COMPREHENSIVE INCOME</b>                | <u>-</u>                | <u>-</u>                |
| <b>TOTAL COMPREHENSIVE LOSS FOR<br/>THE YEAR</b> | <b><u>(200,426)</u></b> | <b><u>(119,496)</u></b> |

The notes form part of these financial statements

STATEMENT OF FINANCIAL POSITION  
31 DECEMBER 2015

|                                     | Notes | 31.12.15<br>\$           | 31.12.14<br>\$           |
|-------------------------------------|-------|--------------------------|--------------------------|
| <b>ASSETS</b>                       |       |                          |                          |
| <b>NON-CURRENT ASSETS</b>           |       |                          |                          |
| Intangible assets                   | 7     | 10,568,465               | 10,187,382               |
| Property, plant and equipment       | 8     | 133,062                  | 247,992                  |
|                                     |       | <u>10,701,527</u>        | <u>10,435,374</u>        |
| <b>CURRENT ASSETS</b>               |       |                          |                          |
| Inventories                         | 9     | 244,231                  | 205,555                  |
| Trade and other receivables         | 10    | 408,482                  | 87,882                   |
| Cash and cash equivalents           | 11    | 474,023                  | 368,996                  |
|                                     |       | <u>1,126,736</u>         | <u>662,433</u>           |
| <b>TOTAL ASSETS</b>                 |       | <u><u>11,828,263</u></u> | <u><u>11,097,807</u></u> |
| <b>EQUITY</b>                       |       |                          |                          |
| <b>SHAREHOLDERS' EQUITY</b>         |       |                          |                          |
| Called up share capital             | 12    | 60,658                   | 60,658                   |
| Share premium                       | 13    | 11,759,505               | 11,759,505               |
| Retained earnings                   | 13    | (938,801)                | (738,375)                |
| <b>TOTAL EQUITY</b>                 |       | <u>10,881,362</u>        | <u>11,081,788</u>        |
| <b>LIABILITIES</b>                  |       |                          |                          |
| <b>CURRENT LIABILITIES</b>          |       |                          |                          |
| Trade and other payables            | 14    | 946,901                  | 16,019                   |
| <b>TOTAL LIABILITIES</b>            |       | <u>946,901</u>           | <u>16,019</u>            |
| <b>TOTAL EQUITY AND LIABILITIES</b> |       | <u><u>11,828,263</u></u> | <u><u>11,097,807</u></u> |

The financial statements were approved by the Board of Directors on 23 November 2016 and were signed on its behalf by:



Dr C T P Williams - Director

**ANDIAMO EXPLORATION LIMITED**

**STATEMENT OF CHANGES IN EQUITY  
FOR THE YEAR ENDED 31 DECEMBER 2015**

|                                    | <b>Called up<br/>share<br/>capital<br/>\$</b> | <b>Retained<br/>earnings<br/>\$</b> | <b>Share<br/>premium<br/>\$</b> | <b>Total<br/>equity<br/>\$</b> |
|------------------------------------|---|-------------------------------------|---------------------------------|--------------------------------|
| <b>Balance at 1 January 2014</b>   | 41,455  | (618,879)                           | 10,103,246                      | 9,525,822                      |
| <b>Changes in equity</b>           |   |                                     |                                 |                                |
| Issue of share capital             | 19,203  | -                                   | 1,656,259                       | 1,675,462                      |
| Total comprehensive loss           | -   | (119,496)                           | -                               | (119,496)                      |
| <b>Balance at 31 December 2014</b> | <u>60,658</u>                                 | <u>(738,375)</u>                    | <u>11,759,505</u>               | <u>11,081,788</u>              |
| <b>Changes in equity</b>           |   |                                     |                                 |                                |
| Total comprehensive loss           | -   | (200,426)                           | -                               | (200,426)                      |
| <b>Balance at 31 December 2015</b> | <u><u>60,658</u></u>                          | <u><u>(938,801)</u></u>             | <u><u>11,759,505</u></u>        | <u><u>10,881,362</u></u>       |

The notes form part of these financial statements



**ANDIAMO EXPLORATION LIMITED**

**STATEMENT OF CASH FLOWS  
FOR THE YEAR ENDED 31 DECEMBER 2015**

|   |   | 31.12.15              | 31.12.14              |
|---|---|-----------------------|-----------------------|
|   |   | \$                    | \$                    |
| <b>Cash flows from operating activities</b>           |   |                       |                       |
| Cash generated from operations                        | 1 | 369,639               | (66,902)              |
| Net cash from operating activities                    |   | <u>369,639</u>        | <u>(66,902)</u>       |
| <b>Cash flows from investing activities</b>           |   |                       |                       |
| Purchase of intangible fixed assets                   |   | (264,988)             | (1,278,437)           |
| Purchase of tangible fixed assets                     |   | (1,166)               | (1,594)               |
| Disposal / (Acquisition) of a subsidiary              |   | -                     | 1                     |
| Net cash from investing activities                    |   | <u>(266,154)</u>      | <u>(1,280,030)</u>    |
| <b>Cash flows from financing activities</b>           |   |                       |                       |
| Amount introduced by directors                        |   | 1,542                 | -                     |
| Amount withdrawn by directors                         |   | -                     | (6,450)               |
| Share issue   |   | -                     | 1,675,462             |
| Net cash from financing activities                    |   | <u>1,542</u>          | <u>1,669,012</u>      |
| <b>Increase in cash and cash equivalents</b>          |   | <u>105,027</u>        | <u>322,080</u>        |
| <b>Cash and cash equivalents at beginning of year</b> | 2 | 368,996               | 46,916                |
| <b>Cash and cash equivalents at end of year</b>       | 2 | <u><u>474,023</u></u> | <u><u>368,996</u></u> |

The notes form part of these financial statements

**ANDIAMO EXPLORATION LIMITED**

**NOTES TO THE STATEMENT OF CASH FLOWS  
FOR THE YEAR ENDED 31 DECEMBER 2015**

**1. RECONCILIATION OF LOSS BEFORE INCOME TAX TO CASH GENERATED FROM OPERATIONS**

|   | <b>31.12.15</b>         | 31.12.14        |
|---|-------------------------|-----------------|
|   | <b>\$</b>               | <b>\$</b>       |
| Loss before income tax                          | <b>(200,426)</b>        | (119,496)       |
| Depreciation charges                            | -                       | 126,244         |
|   | <u><b>(200,426)</b></u> | <u>6,748</u>    |
| (Increase)/decrease in inventories              | <b>(38,676)</b>         | 5,263           |
| Increase in trade and other receivables         | <b>(322,141)</b>        | (63,757)        |
| Increase/(decrease) in trade and other payables | <b>930,882</b>          | (15,156)        |
|   | <u><b>369,639</b></u>   | <u>(66,902)</u> |
| <b>Cash generated from operations</b>           | <u><b>369,639</b></u>   | <u>(66,902)</u> |

**2. CASH AND CASH EQUIVALENTS**

The amounts disclosed on the Statement of Cash Flows in respect of cash and cash equivalents are in respect of these Statement of Financial Position amounts:

**Year ended 31 December 2015**

|                           | <b>31.12.15</b>       | <b>1.1.15</b>         |
|---------------------------|-----------------------|-----------------------|
|                           | <b>\$</b>             | <b>\$</b>             |
| Cash and cash equivalents | <b>474,023</b>        | <b>368,996</b>        |
|                           | <u><b>474,023</b></u> | <u><b>368,996</b></u> |

**Year ended 31 December 2014**

|                           | 31.12.14       | 1.1.14        |
|---------------------------|----------------|---------------|
|                           | <b>\$</b>      | <b>\$</b>     |
| Cash and cash equivalents | 368,996        | 46,916        |
|                           | <u>368,996</u> | <u>46,916</u> |

## ANDIAMO EXPLORATION LIMITED

### NOTES TO THE FINANCIAL STATEMENTS FOR THE YEAR ENDED 31 DECEMBER 2015

#### 1. NATURE OF OPERATIONS

These financial statements are for Andiamo Exploration Limited ("the Company"). The Company's financial statements are presented in US Dollars (\$) which is also the functional currency of the Company.

The registered office of the Company is Wax Chandlers Hall, 6 Gresham Street, London EC2V 7AD. The Company is domiciled in England and Wales and incorporated under the Companies Act 2006. The nature of the Company's operations and its principal activities are set out in the Directors Report. The principal place of business of the Company is in Eritrea.

The business of mining and exploring for minerals involves a high degree of risk and there can be no assurance that current exploration programs will result in profitable mining operations. The recoverability of the carrying value of evaluation and exploration properties and the Company's continued existence is dependent upon the preservation of its interest in the underlying properties, the discovery of economically recoverable reserves, the achievement of profitable operations, or the ability of the Company to raise alternative financing, if necessary, or alternatively upon the Company's ability to dispose of its interest on an advantageous basis. Changes in future conditions could require material write-downs of the carrying values. The Company's exploration assets are located outside of the United Kingdom and are subject to the risks of foreign investment, including political uncertainty, increases in taxes and royalties, renegotiation of contracts and currency exchange fluctuations.

Although the Company has taken steps to verify title to the properties on which it is conducting exploration and in which it has an interest, in accordance with industry standards for the current stage of exploration of such properties, these procedures do not guarantee the Company's title. Property title may be subject to unregistered prior agreements, unregistered claims, other land claims and non-compliance with regulatory and environmental requirements.

These financial statements have been prepared on the assumption that the Company will continue as a going concern, meaning it will continue in operation for the foreseeable future and will be able to realise assets and discharge liabilities in the ordinary course of operations. Different bases of measurement may be appropriate if the Company is not expected to continue operations for the foreseeable future. The Company's continuation as a going concern is dependant upon the successful results from its mineral property exploration activities and its ability to attain profitable operations and generate funds there from and/or raise equity capital or borrowings sufficient to meet current and future obligations. Management intends to finance operating costs over the next twelve months with funds currently on hand and/or through raising equity.

## ANDIAMO EXPLORATION LIMITED

### NOTES TO THE FINANCIAL STATEMENTS - continued FOR THE YEAR ENDED 31 DECEMBER 2015

#### 2. ACCOUNTING POLICIES

##### **Basis of preparation**

These financial statements have been prepared in accordance with International Financial Reporting Standards and IFRIC interpretations and with those parts of the Companies Act 2006 applicable to companies reporting under IFRS. The financial statements have been prepared under the historical cost convention.

The Company has not adopted any standards or interpretations in advance of the required implementation dates. It is not expected that adoption of the standards or interpretations which have been issued by the International Accounting Standards Board, but have not been adopted, will have a material impact on the financial statements.

The financial statements comprise the financial statements of the Company and incorporate the results and balances of the Company's branch in Eritrea. The results and balances of the Eritrean branch are prepared using the same accounting policies as those of the Company and to the same reporting date.

All balances, transactions, income and expenses and profit and losses resulting from transactions between the Company and its Eritrean branch that are recognised in assets are eliminated in full.

##### **Going Concern**

The financial statements have been prepared assuming the Company will continue as a going concern. Under the going concern assumption, an entity is ordinarily viewed as continuing in business for the foreseeable future with neither the necessity of liquidation, nor ceasing trading or seeking protection from creditors pursuant to laws and regulations. In assessing whether the going concern assumption is appropriate, management takes into account all available information for the foreseeable future, in particular for 12 months from the date of approval of the financial statements.

The directors have prepared cash flow projections for the next 12 months from the date of signing these financial statements. On the basis of the cash flow projections, the directors are of the opinion that the Company will require additional financial resources in the 12 months from the date of signing these financial statements to enable the Company to undertake an optimal programme of exploration activity in that period and to meet its commitments. As at the date of these financial statements the directors are in the process of undertaking fundraising activity through the issue of further share capital, which they expect to complete during 2016. After having made appropriate enquiries, the directors have a reasonable expectation that the fundraising will be successfully completed and that the Company will have adequate resources to fund operations for the foreseeable future. Based on the above, and having considered any mitigating actions that the Company is able to take to manage the future cash flows of the Company in the event of an unsuccessful fund raising, the directors continue to adopt the going concern basis in preparing these financial statements. The financial statements do not include the adjustments that would result if the Company was unable to continue as a going concern.

## ANDIAMO EXPLORATION LIMITED

### NOTES TO THE FINANCIAL STATEMENTS - continued FOR THE YEAR ENDED 31 DECEMBER 2015

#### 2. ACCOUNTING POLICIES - continued

##### **Exploration and evaluation and development costs**

Exploration and evaluation costs related to an area of geological interest are carried forward as an intangible asset in the statement of financial position where the rights of tenure of an area are current and it is considered probable that the costs will be recouped through successful development and exploitation of the area of interest, or alternatively by its sale. This expenditure will be carried at costs less accumulated amortisation and impairment. Where these conditions are not met, such costs will be written off as incurred.

Development expenditure incurred by or on behalf of the Company or acquired from a third party is also classified as an intangible asset and is accumulated separately for each area of interest in which economically recoverable resources have been identified. Such expenditure comprises acquisition costs and other incurred costs directly attributable to the construction of the mine and the related infrastructure. This expenditure is carried at cost less accumulated amortisation and impairment.

Exploration, evaluation and development expenditure are categorised under the deferred exploration and development costs, exploration data and prospecting rights and mining licences in the statement of financial position accordingly to the nature of the expenditure. Exploration and development costs will include all directly attributable expenditure.

Once a development decision has been taken, the carrying amount of the exploration, evaluation and development expenditure in respect of the area of interest will be aggregated with the development expenditure and classified under non-current assets as "exploration and development and mining property" within property, plant and equipment.

No amortisation will be recognised in respect of exploration, evaluation and development expenditure until it is reclassified as a development property and production commences.

Exploration, evaluation and development expenditure and mining property is tested for impairment annually if facts and circumstances indicate that impairment may exist.

Exploration, evaluation and development expenditure will also be tested for impairment once commercial reserves are found, before the assets are transferred to "mining property".

Under the Company's accounting policy net cash proceeds from any disposal or farm-out of an intangible asset are initially credited against the previously capitalised costs. Any surplus proceeds are credited to the income statement.

##### **Licences**

Payments to acquire licence rights acquired will be amortised over the period of the licence to exploit such rights, typically three to thirty years. Provision will be made for any impairment in value, and the provision will be reviewed on an annual basis.

The carrying value of tangible fixed assets will be assessed annually and any impairment will be charged to the statement of comprehensive income. The expected useful economic life of tangible fixed assets will be reviewed annually.

##### **Impairment of non-financial assets**

The directors assess at each reporting date whether there is an indication that an asset may be impaired. If any such indication exists, or when annual impairment testing for an asset is required, the directors estimate the asset's recoverable amount. An asset's recoverable amount will be the higher of an asset's or cash-generating unit's fair value less costs to sell and its value in use and is determined for an individual asset, unless the asset does not generate cash inflows that are largely independent of those from other assets or groups of assets.

Where the carrying amount of an asset exceeds its recoverable amount, the asset will be considered impaired and will be written down to its recoverable amount. In assessing value in use, the estimated future cash flows will be discounted to their present value using a pre-tax discount rate that reflects current market assessments of the time value of money and the risks specific to the asset. In determining fair value less costs to sell, an appropriate valuation model will be used.

## ANDIAMO EXPLORATION LIMITED

### NOTES TO THE FINANCIAL STATEMENTS - continued FOR THE YEAR ENDED 31 DECEMBER 2015

#### 2. ACCOUNTING POLICIES - continued

Impairment losses of continuing operations are recognised in the income statement in those expense categories consistent with the function of the impaired asset. For assets excluding goodwill, an assessment is made at each reporting date as to whether there is any indication that previously recognised impairment losses may no longer exist or may have decreased. If such indication exists, the directors make an estimate of the recoverable amount. A previously recognised impairment loss will be reversed only if there has been a change in the estimates used to determine the asset's recoverable amount since the last impairment loss was recognised. If that is the case, the carrying amount of the asset will be increased to its recoverable amount. That increased amount cannot exceed the carrying amount that would have been determined, net of depreciation, had no impairment loss been recognised for the asset in prior years. Such reversal is recognised in the statement of comprehensive income.

#### **Property, plant and equipment**

Depreciation is provided at the following annual rates in order to write off each asset over its estimated useful life.

|                               |                            |
|-------------------------------|----------------------------|
| Field machinery and equipment | - at varying rates on cost |
| Furniture and equipment       | - at varying rates on cost |
| Motor vehicles                | - 20% on cost              |
| Computer and accessories      | - 33% on cost              |

#### **Inventories**

Inventories comprise fuel, consumables and spares and are stated at the lower of cost of net realisable value. The cost of inventories is calculated on a first in first out basis. Net realisable value is determined with reference to current market prices.

#### **Revenue recognition**

Revenue is measured at the fair value of the consideration received or receivable, and represents amounts receivable for services supplied, stated net of discounts, returns and value added taxes. The Company recognises revenue when the amount can be reliably measured and when it is probable that future economic benefits will flow to the Company.

#### **Taxation**

Current taxes are based on the results shown in the financial statements and are calculated according to local tax rules, using tax rates enacted or substantially enacted by the statement of financial position date.

Deferred tax is recognised on differences between the carrying amounts of assets and liabilities in the financial statements and the corresponding tax bases used in the computation of taxable profit, and is accounted for using the balance sheet liability method.

Deferred tax liabilities are generally recognised for all taxable temporary differences and deferred tax assets are recognised to the extent that it is probable that taxable profits will be available against which deductible temporary differences can be utilised.

Deferred tax is calculated at the rates that are expected to apply in the period when the liability is settled or the asset is released. Deferred tax is charged or credited to the statement of comprehensive income. Deferred tax assets or liabilities are offset when the Company has a legally enforceable right to offset them and when they relate to taxes levied by the same tax authority.

**ANDIAMO EXPLORATION LIMITED**

**NOTES TO THE FINANCIAL STATEMENTS - continued  
FOR THE YEAR ENDED 31 DECEMBER 2015**

**2. ACCOUNTING POLICIES - continued**

**Foreign currencies**

The financial information of the Company is presented in the currency of the primary economic environment in which it operates (its functional currency). The US Dollar is both the functional currency and presentation currency for the Company and the Company's financial information.

The functional currency of the Company's branch in Eritrea is the Eritrean Nakfa ('ERN') which is translated into US Dollars for the presentational purposes at the fixed official rate of exchange of 15 ERN / 1 USD.

In preparing the financial statements, transactions in currencies other than the Company's functional currency ("foreign currencies") will be recorded at the rates of exchange prevailing on the dates of the transaction. At each balance sheet date, monetary items denominated in foreign currencies will be retranslated at the rates prevailing at the balance sheet date.

Exchange differences arising on the settlements of monetary items and on the retranslation of monetary items will be included in the statement of comprehensive income for the period.

For the purpose of presenting combined financial information, the assets and liabilities of the Company's Eritrean branch operations (including comparatives) will be expressed in US Dollars at the official exchange rate prevailing at the balance sheet date. Income and expense items will be translated at the average exchange rates for the period. Exchange differences arising, if any, will be held in equity and where material will be transferred to the translation reserve.

## ANDIAMO EXPLORATION LIMITED

### NOTES TO THE FINANCIAL STATEMENTS - continued FOR THE YEAR ENDED 31 DECEMBER 2015

#### 2 ACCOUNTING POLICIES - continued

##### **Critical accounting estimates and judgements**

The directors make estimates and assumptions concerning the future, which by definition will seldom result in actual results that match the accounting estimate. The estimates and assumptions that will have a significant risk of causing a material adjustment to the carrying amount of assets and liabilities within the next financial year are discussed below:

##### Valuation of exploration, evaluation and development expenditure, mining property and mining equipment

The value of the Company's exploration, evaluation and development expenditure, mining property and mining equipment will be dependent upon the success of the Company in discovering economic and recoverable mineral resources, especially in the countries of operation where political, economic, legal, regulatory and social uncertainties are potential risk factors.

The estimation of future revenue flows relating to these assets is uncertain and will also be affected by competition, relative exchange rates between the US Dollar, the UK pound and the Eritrean Nakfa, and potential new legislation and related environmental requirements.

The Company's ability to continue its exploration programs and develop its projects is dependent on future fundraising, the outcome of which is uncertain.

The ability of the Company to continue operating within Eritrea is dependent on a stable geopolitical environment which is uncertain based on the history of the country. This may also affect the Company's legal title to assets held which would also impact on the Company.

##### Impairment testing

The recoverable amounts of cash generating units and individual assets will be determined based on the higher of value-in-use calculations and fair value less costs to sell. These calculations will require the use of estimates and assumptions. It is reasonably possible that assumptions may change which may impact the directors' estimates and may then require a material adjustment to the carrying value of goodwill, tangible assets and intangible assets.

The directors review and test the carrying value of tangible and intangible assets when events or changes in circumstances suggest that the carrying amount may not be recoverable. Assets will be grouped at the lowest level for which identifiable cash flows are largely independent of cash flows of other assets and liabilities. If there are indications that impairment may have occurred, estimates will be prepared of expected future cash flows for each group of assets.

Expected future cash flows used to determine the value in use of tangible and intangible assets will be inherently uncertain and could materially change over time.

There has been no impairment charge for the year ended 31 December 2015 (2014 \$Nil).

##### **Events after the Balance Sheet Date**

Post period-end events that provide additional information about the Company's position are reflected in the financial statements. Post period-end events that are not adjusting events are disclosed in the notes when material.



**ANDIAMO EXPLORATION LIMITED**

**NOTES TO THE FINANCIAL STATEMENTS - continued  
FOR THE YEAR ENDED 31 DECEMBER 2015**

**3. EMPLOYEES AND DIRECTORS**

|                       | 31.12.15       | 31.12.14       |
|-----------------------|----------------|----------------|
|                       | \$             | \$             |
| Wages and salaries    | 285,234        | 505,460        |
| Social security costs | 4,791          | 7,369          |
|                       | <u>290,025</u> | <u>512,829</u> |

The average monthly number of employees during the year was as follows:

|           | 31.12.15  | 31.12.14  |
|-----------|-----------|-----------|
| Directors | 5         | 4         |
| Employees | 18        | 26        |
|           | <u>23</u> | <u>30</u> |

|                         | 31.12.15 | 31.12.14 |
|-------------------------|----------|----------|
|                         | \$       | \$       |
| Directors' remuneration | 51,340   | 178,992  |

**4. LOSS BEFORE INCOME TAX**

The loss before income tax is stated after charging/(crediting):

|                                      | 31.12.15 | 31.12.14 |
|--------------------------------------|----------|----------|
|                                      | \$       | \$       |
| Depreciation - owned assets          | 116,096  | 126,244  |
| Loss on disposal of fixed assets     | -        | 1        |
| Auditors' remuneration               | 33,502   | 18,536   |
| Foreign exchange differences         | 3,034    | (135)    |
| Operating lease expense for the year | 8,333    | -        |

**5. INCOME TAX**

**Analysis of tax expense**

No liability to UK corporation tax arose on ordinary activities for the year ended 31 December 2015 nor for the year ended 31 December 2014.

**ANDIAMO EXPLORATION LIMITED**

**NOTES TO THE FINANCIAL STATEMENTS - continued  
FOR THE YEAR ENDED 31 DECEMBER 2015**

**5. INCOME TAX - continued**

**Factors affecting the tax expense**

The tax assessed for the year is higher than the standard rate of corporation tax in the UK. The difference is explained below:

|  | 31.12.15         | 31.12.14         |
|--|------------------|------------------|
|  | \$               | \$               |
| Loss on ordinary activities before income tax  | <u>(200,426)</u> | <u>(119,496)</u> |
| Loss on ordinary activities multiplied by the standard rate of corporation tax in the UK of 20% (2014 - 21%) | (40,085)         | (25,094)         |
| Effects of:  |                  |                  |
| Deferred tax not provided  | <u>40,085</u>    | <u>25,094</u>    |
| Tax expense  | <u>-</u>         | <u>-</u>         |

A deferred tax asset has not been recognised in respect of deductible temporary differences relating to losses carried forward at the year end, as there is insufficient evidence that taxable profits will be available against which the deductible temporary difference can be utilised.

**6. EARNINGS PER SHARE**

Basic earnings per share is calculated by dividing the earnings attributable to ordinary shareholders by the weighted average number of ordinary shares outstanding during the period.

Diluted earnings per share is calculated using the weighted average number of shares adjusted to assume the conversion of all dilutive potential ordinary shares.

Reconciliations are set out below.

|  | Earnings<br>\$   | 31.12.15<br>Weighted<br>average<br>number<br>of<br>shares | Per-share<br>amount<br>pence |
|--|------------------|---|------------------------------|
| <b>Basic EPS</b>                               |                  |   |                              |
| Earnings attributable to ordinary shareholders | (200,426)        | 39,421,097  | -0.51                        |
| Effect of dilutive securities                  | -                | -   | -                            |
|  | <u>-</u>         | <u>-</u>  | <u>-</u>                     |
| <b>Diluted EPS</b>                             |                  |   |                              |
| Adjusted earnings                              | (200,426)        | 39,421,097  | -0.51                        |
|  | <u>(200,426)</u> | <u>39,421,097</u>   | <u>-0.51</u>                 |

**ANDIAMO EXPLORATION LIMITED**

**NOTES TO THE FINANCIAL STATEMENTS - continued  
FOR THE YEAR ENDED 31 DECEMBER 2015**

**6. EARNINGS PER SHARE - continued**

|  | Earnings<br>\$   | 31.12.14<br>Weighted<br>average<br>number<br>of<br>shares | Per-share<br>amount<br>pence |
|--|------------------|---|------------------------------|
| <b>Basic EPS</b>                               |                  |   |                              |
| Earnings attributable to ordinary shareholders | (119,496)        | 37,137,864  | -0.32                        |
| Effect of dilutive securities                  | -                | -   | -                            |
|  | <u>(119,496)</u> | <u>37,137,864</u>   | <u>-0.32</u>                 |
| <b>Diluted EPS</b>                             |                  |   |                              |
| Adjusted earnings                              | <u>(119,496)</u> | <u>37,137,864</u>   | <u>-0.32</u>                 |

**7. INTANGIBLE ASSETS**

|                       | Deferred<br>exploration<br>costs<br>\$ |
|-----------------------|--|
| <b>COST</b>           |  |
| At 1 January 2015     | 10,187,382                             |
| Additions             | 2,607,425                              |
| Grants                | (2,226,342)                            |
|                       | <u>10,568,465</u>                      |
| At 31 December 2015   | <u>10,568,465</u>                      |
| <b>NET BOOK VALUE</b> |  |
| At 31 December 2015   | <u>10,568,465</u>                      |
| At 31 December 2014   | <u>10,187,382</u>                      |

Exploration activities are deferred until a reasonable assessment can be made of the existence or otherwise of economically recoverable reserves. No amortisation has been charged in the period.

The directors have reviewed the carrying value of the exploration assets and consider them to be fairly stated and not impaired as at the balance sheet date. The recoverability of intangible assets is dependent upon the future realisation or disposal of gold, base metals or other mineral resources.

Proceeds received from EEA during the year in relation to the farm-out agreement amounted to \$1,748,094. Grants towards exploration costs received during the year amounted to \$478,247. The total received of \$2,226,342 has been credited against previously capitalised exploration costs.

ANDIAMO EXPLORATION LIMITED

NOTES TO THE FINANCIAL STATEMENTS - continued  
FOR THE YEAR ENDED 31 DECEMBER 2015

8. PROPERTY, PLANT AND EQUIPMENT

|                       | Field<br>machinery<br>and<br>equipment<br>\$ | Furniture<br>and<br>equipment<br>\$ | Motor<br>vehicles<br>\$ | Computer<br>and<br>accessories<br>\$ | Totals<br>\$   |
|-----------------------|--|-------------------------------------|-------------------------|--------------------------------------|----------------|
| <b>COST</b>           |  |                                     |                         |                                      |                |
| At 1 January 2015     | 386,527                                      | 45,702                              | 203,148                 | 38,590                               | 673,967        |
| Additions             | 1,166  | -                                   | -                       | -                                    | 1,166          |
| At 31 December 2015   | <u>387,693</u>                               | <u>45,702</u>                       | <u>203,148</u>          | <u>38,590</u>                        | <u>675,133</u> |
| <b>DEPRECIATION</b>   |  |                                     |                         |                                      |                |
| At 1 January 2015     | 228,370                                      | 21,405                              | 138,983                 | 37,217                               | 425,975        |
| Charge for year       | 68,410                                       | 5,967                               | 40,630                  | 1,089                                | 116,096        |
| At 31 December 2015   | <u>296,780</u>                               | <u>27,372</u>                       | <u>179,613</u>          | <u>38,306</u>                        | <u>542,071</u> |
| <b>NET BOOK VALUE</b> |  |                                     |                         |                                      |                |
| At 31 December 2015   | <u>90,913</u>                                | <u>18,330</u>                       | <u>23,535</u>           | <u>284</u>                           | <u>133,062</u> |
| At 31 December 2014   | <u>158,157</u>                               | <u>24,297</u>                       | <u>64,165</u>           | <u>1,373</u>                         | <u>247,992</u> |

9. INVENTORIES

|             | 31.12.15<br>\$ | 31.12.14<br>\$ |
|-------------|----------------|----------------|
| Inventories | <u>244,231</u> | <u>205,555</u> |

10. TRADE AND OTHER RECEIVABLES

|                                | 31.12.15<br>\$ | 31.12.14<br>\$ |
|--------------------------------|----------------|----------------|
| Current:                       |                |                |
| Trade debtors                  | -              | 65,000         |
| Other debtors                  | 12,190         | 11,346         |
| Directors' current accounts    | -              | 1,542          |
| Prepayments and accrued income | 396,292        | 9,994          |
|                                | <u>408,482</u> | <u>87,882</u>  |

11. CASH AND CASH EQUIVALENTS

|                     | 31.12.15<br>\$ | 31.12.14<br>\$ |
|---------------------|----------------|----------------|
| Asmara cash account | 4,383          | 4,464          |
| Bank accounts       | 469,640        | 364,532        |
|                     | <u>474,023</u> | <u>368,996</u> |

**ANDIAMO EXPLORATION LIMITED**

**NOTES TO THE FINANCIAL STATEMENTS - continued  
FOR THE YEAR ENDED 31 DECEMBER 2015**

**12. CALLED UP SHARE CAPITAL**

|                                  |          |                |                 |                 |
|----------------------------------|----------|----------------|-----------------|-----------------|
| Allotted, issued and fully paid: |          |                |                 |                 |
| Number:                          | Class:   | Nominal value: | <b>31.12.15</b> | <b>31.12.14</b> |
|                                  |          |                | \$              | \$              |
| 39,421,097                       | Ordinary | 0.001          | <u>60,658</u>   | <u>60,658</u>   |

**13. RESERVES**

|                      | Retained earnings<br>\$ | Share premium<br>\$ | Totals<br>\$      |
|----------------------|-------------------------|---------------------|-------------------|
| At 1 January 2015    | (738,375)               | 11,759,505          | 11,021,130        |
| Deficit for the year | (200,426)               |                     | (200,426)         |
| At 31 December 2015  | <u>(938,801)</u>        | <u>11,759,505</u>   | <u>10,820,704</u> |

**14. TRADE AND OTHER PAYABLES**

|                              |                 |                 |
|------------------------------|-----------------|-----------------|
|                              | <b>31.12.15</b> | <b>31.12.14</b> |
|                              | \$              | \$              |
| Current:                     |                 |                 |
| Trade creditors              | 393,627         | 6,372           |
| Other creditors              | 364,140         | 9,394           |
| Accruals and deferred income | 189,134         | 253             |
|                              | <u>946,901</u>  | <u>16,019</u>   |

**15. LEASING AGREEMENTS**

|  |                 |                 |
|--|-----------------|-----------------|
| Minimum lease payments under non-cancellable operating leases fall due as follows: |                 |                 |
|  | <b>31.12.15</b> | <b>31.12.14</b> |
|  | \$              | \$              |
| Within one year  | <u>8,333</u>    | <u>-</u>        |

**16. EVENTS AFTER THE REPORTING PERIOD**

On 29th September 2016 Andiamo agreed to issue 13,140,365 new shares to EEA in consideration for EEA's 50% interest in the designated northern part of the Haykota Exploration Licence.

**17. ULTIMATE CONTROLLING PARTY**

The directors consider that the Company is not controlled by any one party.